














The Trust's drivers sit at the heart of our curriculum: **Personal Development**, **Creative Development** and **Community**

Owls Autumn term

	Settling In Marvelous Me! My Family My Home My Key Person 3 Weeks	Autumn What is Autumn? How do the trees change? What do animals do in Autumn? Does the weather change? 4 Weeks	Autumn Break Consolidation Time	Night and Day What do we do during the day? What do we do at Night? When do these celebrations take place? <u>Celebrations</u> Guy Fawkes Night Remembrance Day Diwali Black History Month	The North Pole Where is the coldest place on Earth? Where is the South Pole? Which animals live in the South Pole?	Winter Break Consolidation Time
Learning Pi Links	 •Talk about members of their immediate family and community.	 • Act out experiences with other people.	 •Ask questions to find out more. Pay attention to details. Show high levels of energy and fascination. Use their senses to explore the world around them.	 •Take part in simple pretend play representing their experiences. •Use their imagination as they consider what they can do with different materials.	 •Keep on trying when things are difficult. •Show resilience and perseverance in the face of challenge.	 •Recognise that people have different beliefs and celebrate special times in different ways.
Cultural Capital Visitors Trips Parental Engagement	We show respect for the people who help us! Police Ambulance Fire Service Coastguard			We show respect for the people who help us! People who work at Night Christmas Performance		
British Values Inclusion and Diversity	Mutual respect We are all unique. We respect differences between different people and their beliefs in our community, in this country and all around the world. All cultures are learned, respected, and celebrated.			Rule of law We all know that we have rules at Nursery that we must follow. We know who to talk to if we do not feel safe. We know right from wrong. We recognise that we are accountable for our actions. We must work together as a team when it is necessary.		



The Trust's drivers sit at the heart of our curriculum: **Personal Development**, **Creative Development** and **Community**

<p>Talk for Writing Text Our Daily Text</p>	<p>Hug - Jez Alborough</p>  <p>Hug Feelings and emotions - How did the monkey feel when nobody wanted to hug him? Who gives us the best hugs? When might we feel we need a hug? Who is my key person in the Nursery setting? Key Questions Who can we hug? What do all the animals learn in the end? Although we are different we can look after all of our friends. Children get to know their key person. Innovation Stage - Link to animals in the UK - Fox cub goes on an Autumn Walk through the forest- Who does he see? Use animals the children will learn more about in our Autumn Topic - squirrels, hedgehogs, badgers, foxes, owls and rabbits.</p>	<p>We're going on a Leaf Hunt by Steve Metzger</p>  <p>Children learn this repetitive story. IT is similar to the structure of a 'We're going on a bear hunt' that some of the children will already know. Innovation Stage Change the settings and the trees to suit your outdoor nursery area. Which areas could they climb over? Which trees can we collect leaves from? This will be a great way for the group of children to work together and get recognised patterns in their immediate environment.</p>		<p>Owl Babies by Martin Waddell</p>  <p>Owl Babies - One of the animals you might see in the forest is an owl. Let's take a look at this story. What do the baby owls learn? Mummy will always come back. Innovation Stage Change the owls for other woodland animals. The children could vote for which woodland animals.</p>	 <p>Dear Santa This story can lead the children into discussions about what they would like from Santa. Mark making opportunities - Making a Christmas list, writing to Santa. Posting a Letter. The Jolly Postman support writing cards/letters etc</p>  <p>Innovation Stage The present could change to reflect what the children would like.</p>	
<p>Key Vocabulary</p>	<p>Family Love Community Woodland Forest Owl and Chick Fox & Cub Rabbit & Bunny, Hedgehog & Hoglet Badger & Cub Printing Pattern</p>	<p>Friend Respect Responsibility Collage Tree Leaf Truck Bark</p>		<p>Fox & Cub Rabbit & Bunny, Hedgehog & Hoglet Badger & Cub Hibernate Woodland Night Day Sun Moon</p>	<p>Night Day Cold North Pole South Pole Earth Globe</p>	
<p>Number White Rose Scheme of Learning</p>	<p>Match Monkey Puzzle By Julie Donaldson</p>	<p>Comparing Amounts A Squash and a Squeeze By Julia Donaldson</p>		<p>Comparing Size Where's my teddy? By Jez Alborough</p>	<p>Comparing Size Dear Zoo By Rob Campbell</p>	









The Trust's drivers sit at the heart of our curriculum: **Personal Development**, **Creative Development** and **Community**

	 <p>Matching pairs of socks Matching numicon shapes Matching Shapes Sort The Button Box By Margaret Reid</p>  <p>Sort Adult and Baby animals from the story Hug Sort shapes into colours Odd One Out Show children 4 shapes eg 3 triangles and 1 circle. Ask them which one is the odd one out?</p>	 <p>Re-enact the story adding 1 more animal each time. How does the house feel as more animals are added?</p> <p>Use some of the items the children have collected from their Autumn walk eg conkers, pine cones, acorns, leaves etc. Once they have been put into sets add some to a 5 frame. Compare 2 sets - Which has more? Which has fewer?</p>  <p>Loose Parts Grab a handful of objects such as beads, cubes or conkers. How many can you hold? Can you hold more than your partner? The children could use a 5 frame to work out who has more.</p>	 <p>It's a Bear By Jez Alborough</p>  <p>Pack a basket for a teddy bears picnic with a small teddy and a large teddy. Sort the plates, cups etc so the large teddy get the large crockery and the small teddy gets the small crockery.</p>	 <p>Show a selection of boxes? What animals could be inside? Eg a tall box a giraffe, a long box a snake ect.</p> <p>A new House for Mouse By Petr Horáček</p> 	
<p>Key Vocabulary</p>	<p>Match Sort Colour Triangle Circle Square Rectangle</p>	<p>More Fewer</p>	<p>Big Little Large Small Tall Long Short</p>	<p>Big Little Large Small Tall Long Short</p>	
<p>Personal Social and Emotional Development</p>	<p>PSED & UTW intelink during the Marvelous ME! Topic</p> <p><u>Stories of Families and Difference</u> Love Makes a Family By Sophie Beer</p> 	 <p>Specs for Rex by Yasmeen Ismail</p>	<p><u>Stories of Friendship and Thoughtfulness</u> The Squirrels who Squabbled by Rachel Bright and Jim Field</p>  <p>Alex & Alex by Ziggy Hanaor</p>	<p><u>Stories of Friendship and Thoughtfulness</u> Lost and Found By Oliver Jeffers</p> 	




The Trust's drivers sit at the heart of our curriculum: **Personal Development**, **Creative Development** and **Community**

	<p>My Big Fantastic Family by Adam and Charlotte Guillain</p>  <p>The Blanket Bears by Samuel Langley Swain</p> 	<p>Specs for Rex</p>  <p>Dachy's Deaf by Jack Hughes</p> 	<p>Alex & Alex</p>  <p>On Sudden Hill by Linda Sarah and Benji Davies</p> 	<p>The Penguin and the Pinecone</p>  <p>Hello, Friend! by Rebecca Cobb</p> 	
<p>Phonics</p>	<p>Aspect 1 – General sound discrimination – environmental</p> <p>The aim of this aspect is to raise children's awareness of the sounds around them and to develop their listening skills. Activities suggested in the guidance include going on a listening walk, drumming on different items outside and comparing the sounds, playing a sounds lotto game and making shakers.</p>		<p>Aspect 2 – General sound discrimination – instrumental sounds</p> <p>This aspect aims to develop children's awareness of sounds made by various instruments and noise makers. Activities include comparing and matching sound makers, playing instruments alongside a story and making loud and quiet sounds.</p>		
<p>The World</p>	<p>Children bring in photos of their family including pets. In small groups/1:1 children identify people in the photo. Adult/Child mark to label child's key people.</p> <p>Children identify something they like. Use Red Rockets and Rainbow Jelly as a stimulus for this. Children draw what they like or their key person takes a photo of their key child with something they like.</p>  <p>-Children identify that it is brilliant to be unique - Read Elmer by David Mckee. Create patchwork elephants</p>	<p>It's Fall by Linder Glaser</p>  <p>This book is full of opportunities:</p> <ul style="list-style-type: none"> - Playing in the leaves - Talking about migrations - Some animals travels to warmer countries - What do animals do in Autumn? Worms? Ladybirds? Squirrels, frogs? - What do we wear in Autumn? - We can see the moon as it is starting to get dark when we go home. - Birds are collecting seeds from old flowers. 	<p>Night and Day By Eric Carle</p>  <p>-Which animals come out at night? -Which animals come out during the day?</p> <p>Owl Babies By Martin Waddell</p>  <p>When does the Owl Mummy go hunting?</p>	<p>Resources: Globe Pole Apart By Jeanne Willis</p>  <p>The Emperor's Egg By Martin Jenkins</p> <p>Paint/Draw planet Earth. Locate The North and South Pole on planet Earth. Place a Polar Bear and Penguin in the Map.</p> <p>Five Little Penguins</p>	




The Trust's drivers sit at the heart of our curriculum: **Personal Development**, **Creative Development** and **Community**




- Decorating pumpkin - Roasting seeds
- Planting tulips and daffodils ready for Spring


Night Monkey, Day Monkey By Julia Donaldson



Listen to the story of two monkeys who come out at different times of the day? What does the day monkey do? A story of friendship.













Children can perform parts of this song. Reinforce that the South Pole is very cold.



The Emperor's Egg tells the story of new life. Children can retell the story in their play.



The Trust's drivers sit at the heart of our curriculum: **Personal Development**, **Creative Development** and **Community**

<p>Expressive Arts and Design</p>	<p>Focus Artist Kandinsky Preparation -Child friendly fact file -Picture of his art displayed on the creative station wall.</p> <p>Week 1 Children explore colour and pattern with different shapes</p>  <p>Week 2</p>  <p>Children print using bottle tops</p>  <p>Kandinsky - Week 3 Create a child-friendly Kandinsky fact file for practitioners to use as a resource when children are creating their own Kandinsky piece. These can be displayed in the creative area. Children create a Kandinsky Elmer.</p> <p>Nursery Rhymes Humpty Dumpty</p>	<p>Focus Artist Andy Goldsworthy Preparation -Child friendly fact file -Picture of his art displayed on the creative station wall.</p> <p>Leaf Man - Lois Ehlert</p>  <p>Small leaf sculptures Outdoor Group sculptures</p> <p>Autumn Song</p> 		<p>Focus Artist Starry Night - Vincent Van Gogh Preparation -Child friendly fact file -Picture of his art displayed on the creative station wall.</p> <p>How To Paint "Starry Night"</p>   <p>Nursery Rhymes Twinkle Twinkle Little Star</p>	<p>Making Christmas Cards</p>  <p>Kandinsky Inspired</p>  <p>Nativity Play Singing Performance</p> <p>Nursery Rhymes Christmas Pudding, Christmas Pudding Christmas pudding, Christmas pudding, Steaming hot, steaming hot, Sprinkle on the sugar, sprinkle on the sugar, Eat it up, eat it up.</p> 
-----------------------------------	--	--	--	---	--



Kirkley Nursery & Early Years Centre of Excellence

The Trust's drivers sit at the heart of our curriculum: **Personal Development**, **Creative Development** and **Community**